

Why should you invest in land?

A survey recently reported that land prices have 762% over the last 20 years.
The advantages of real estate investments are:--
Land is real.
Unlike shares land is tangible - it can be visited, seen and walked on.
There is a limited supply of land.
It is easy to understand and seen as a solid investment.
Land is not open to accounting scandals and it is clear when property prices are going up (or down) and the reason for this movement.
It is a cheap way to invest in property
"The greatest investment on earth is earth"

The advantages of investing in land...

- *Higher profits - Annual Return on Investment (ROI Analysis)
- *Superior financing terms
- *Great flexibility for maximizing value
- *Simple investment management



महालक्ष्मी नगर-15

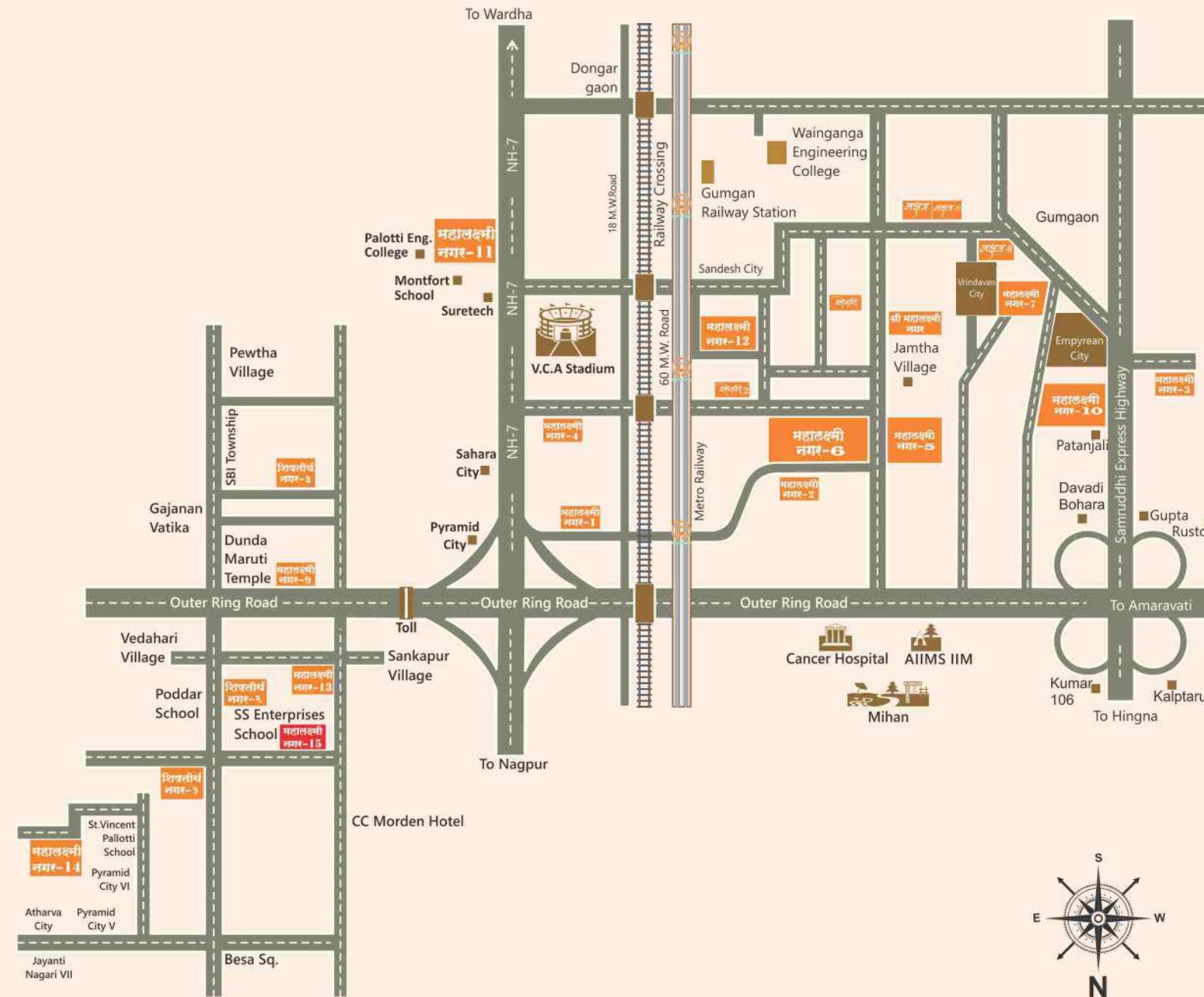
Land of plenty Land of Opportunity...!



Salient features

- Cement Concrete Road
- Paver Block
- Sewage Treatment Plant
- Open Space Compound Wall
- Sewage Line
- Storm Water Drainage
- Common Gate
- Under Ground Electric Network with Transformer
- Public Utility
- Rain Harvesting Chamber
- Water Pipe Line
- Street Light

Location Map (not to scale)



Site Address: Kh. No.50/2/5, P.H.No.38, Mouza - Gotalpanjari, Tahsil - Nagpur (Rural), Dist. Nagpur.




Office : - N-103,104, Laxmivihar Apartment,
Beside Hotel Airport Center Point, Wardha Road,
Somalwada, Nagpur-440025.

Email : mahalaxmidewelopers14@gmail.com
Website : www.mahalaxmidewelopers.net

Bank Finance Available

Contact For Enquiry



Design @ Helix design studio- 9730921314

This brochure is purely a conceptual presentation and not a legal offering. The promoters reserve the right to alter or make any changes in the elevation, plans and specifications as deemed fit.



No. P50500026817



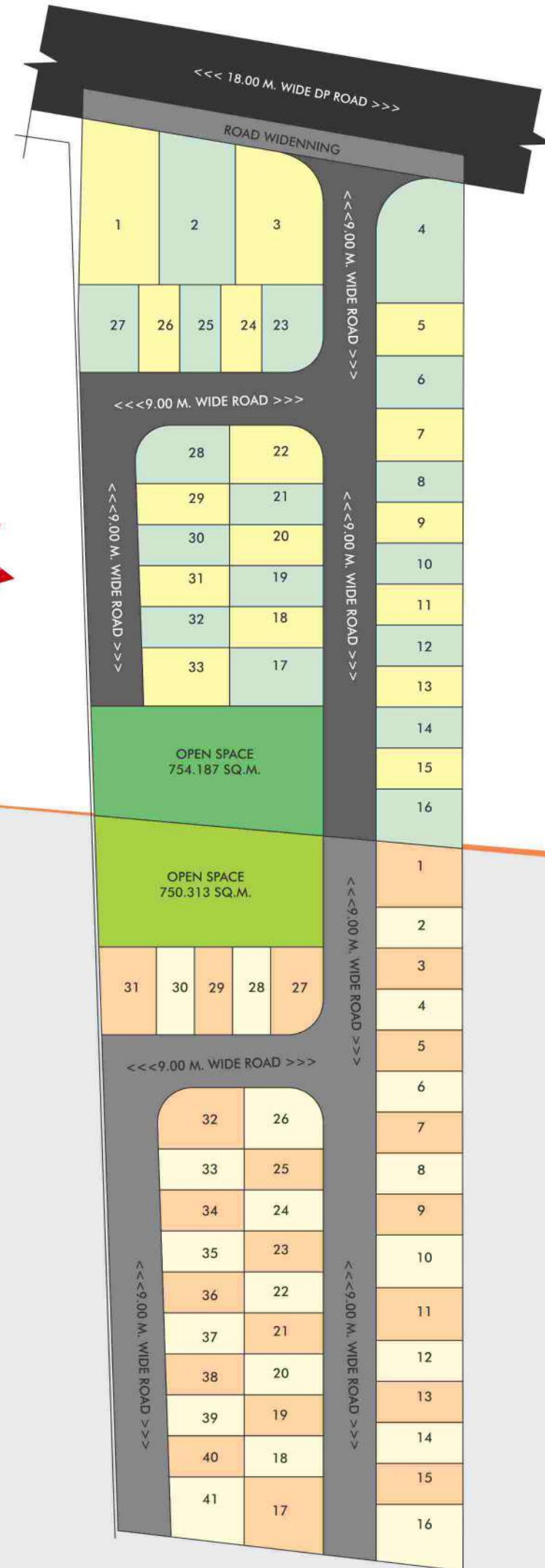
महालक्ष्मी नगर-15

Land of plenty Land of Opportunity...!



Better ideas better investments more profits

Layout Plan



Kh. No.50/2

Kh. No.50/5

Area Calculation Kh. No.50/2

PLOT. NO	PLOT SIZE				PLOT AREA SQ.M.	TAN D	NET AREA IN SQ.M.	NA/A X'	NET PLOT AREA FOR FSI (SQ.M)	NO.OF PLOTS	NET AREA IN SQ.M.	NET PLOT AREA FOR FSI (SQ.M)	AREA IN (Sq.Ft.)		
	A	B	C	D											
1	1/2 X	10.97	12.47	11.72	31.3	0	366.836	0	366.836	X 1.559	571.897	1	366.836	571.897	3948.62
2	1/2 X	26.2	23.97	25.085	13.00	0	326.105	0	326.105	X 1.559	508.398	1	326.105	508.398	3510.19
3	1/2 X	23.97	21.4	22.685	15.00	11.57	340.275	11.57	328.705	X 1.559	512.451	1	328.705	512.451	3538.18
4	1/2 X	11.18	12.53	11.855	27.43	0	325.183	11.57	313.613	X 1.559	488.922	1	313.613	488.922	3375.73
5	1/2 X	14.94	14.91	14.925	9.00	0	134.325	0	134.325	X 1.559	209.413	1	134.325	209.413	1445.87
6	1/2 X	14.91	14.89	14.9	9.00	0	134.100	0	134.100	X 1.559	209.062	1	134.100	209.062	1443.45
7	1/2 X	14.89	14.86	14.875	9.00	0	133.875	0	133.875	X 1.559	208.711	1	133.875	208.711	1441.03
8	1/2 X	14.86	14.84	14.85	7.00	0	103.950	0	103.950	X 1.559	162.058	1	103.950	162.058	1118.91
9	1/2 X	14.83	14.84	14.835	7.00	0	103.845	0	103.845	X 1.559	161.894	1	103.845	161.894	1117.78
10	1/2 X	14.83	14.81	14.82	7.00	0	103.740	0	103.740	X 1.559	161.731	1	103.740	161.731	1116.65
11	1/2 X	14.81	14.79	14.8	7.00	0	103.600	0	103.600	X 1.559	161.512	1	103.600	161.512	1115.15
12	1/2 X	14.79	14.77	14.78	7.00	0	103.460	0	103.460	X 1.559	161.294	1	103.460	161.294	1113.64
13	1/2 X	14.77	14.76	14.765	7.00	0	103.355	0	103.355	X 1.559	161.130	1	103.355	161.130	1112.51
14	1/2 X	14.76	14.74	14.75	7.00	0	103.250	0	103.250	X 1.559	160.967	1	103.250	160.967	1111.38
15	1/2 X	14.74	14.72	14.73	7.00	0	103.110	0	103.110	X 1.559	160.748	1	103.110	160.748	1109.87
16	1/2 X	7.27	8.38	7.825	17.88	0	139.911	0	139.911	X 1.559	218.121	1	139.911	218.121	1506.00
17	X			9.99	16.00	0	159.840	0	159.840	X 1.559	249.191	1	159.840	249.191	1720.51
18 TO 21	X			7.00	16.00	0	112.000	0	112.000	X 1.559	174.608	4	448.000	698.432	1205.56
22	X			10.00	16.00	7.72	160.000	7.72	152.280	X 1.559	237.405	1	152.280	237.405	1639.14
23	X			10.50	15.00	7.72	157.500	7.72	149.780	X 1.559	233.507	1	149.780	233.507	1612.23
24 TO 26	X			7.00	15.00	0	105.000	0	105.000	X 1.559	163.695	3	315.000	491.085	1130.22
27	1/2 X	10.23	10.35	10.29	5.54	0	57.007	0	57.007	X 1.559	87.452	1	57.007	87.452	635.27
	1/2 X	10.35	10.07	10.21	9.46	0	96.587	0	96.587	X 1.559	146.922	1	96.587	146.922	1075.21
28	1/2 X	16.31	15.97	16.14	10.00	7.72	161.400	7.72	153.680	X 1.559	239.587	1	153.680	239.587	1654.21
29	1/2 X	15.97	15.72	15.845	7.00	0	110.915	0	110.915	X 1.559	172.916	1	110.915	172.916	1193.88
30	1/2 X	15.72	15.48	15.6	7.00	0	109.200	0	109.200	X 1.559	170.243	1	109.200	170.243	1175.42
31	1/2 X	15.48	15.23	15.355	7.00	0	107.485	0	107.485	X 1.559	167.569	1	107.485	167.569	1156.96
32	1/2 X	15.23	14.99	15.11	7.00	0	105.770	0	105.770	X 1.559	164.895	1	105.770	164.895	1138.50
33	1/2 X	14.99	14.66	14.825	9.99	0	148.102	0	148.102	X 1.559	230.891	1	148.102	230.891	1594.16

Area Calculation Kh. No.50/5

PLOT. NO	PLOT SIZE				PLOT AREA SQ.M.	TAN D	NET AREA IN SQ.M.	NA/A X'	NET PLOT AREA FOR FSI (SQ.M)	NO.OF PLOTS	NET AREA IN SQ.M.	NET PLOT AREA FOR FSI (SQ.M)	AREA IN (Sq.Ft.)		
	A	B	C	D											
1	1/2 X	8.98	7.92	8.45	18.57	0	156.917	0	156.917	X 1.657	260.011	1	156.917	260.011	1689.05
2	1/2 X	14.71	14.72	14.715	7.00	0	103.005	0	103.005	X 1.657	170.679	1	103.005	170.679	1108.74
3	1/2 X	14.72	14.72	14.72	7.00	0	103.040	0	103.040	X 1.657	170.737	1	103.040	170.737	1109.12
4	1/2 X	14.72	14.73	14.725	7.00	0	103.075	0	103.075	X 1.657	170.795	1	103.075	170.795	1109.49
5	1/2 X	14.73	14.74	14.735	7.00	0	103.145	0	103.145	X 1.657	170.911	1	103.145	170.911	1110.25
6	1/2 X	14.74	14.75	14.745	7.00	0	103.215	0	103.215	X 1.657	171.027	1	103.215	171.027	1111.00
7	1/2 X	14.75	14.75	14.75	7.00	0	103.250	0	103.250	X 1.657	171.085	1	103.250	171.085	1111.38
8	1/2 X	14.75	14.76	14.755	7.00	0	103.285	0	103.285	X 1.657	171.143	1	103.285	171.143	1111.75
9	1/2 X	14.76	14.77	14.765	7.00	0	103.355	0	103.355	X 1.657	171.259	1	103.355	171.259	1112.51
10	1/2 X	14.77	14.78	14.775	9.00	0	132.975	0	132.975	X 1.657	220.340	1	132.975	220.340	1431.34
11	1/2 X	14.78	14.79	14.785	9.00	0	133.065	0	133.065	X 1.657	220.489	1	133.065	220.489	1432.31
12	1/2 X	14.79	14.8	14.795	7.00	0	103.565	0	103.565	X 1.657	171.607	1	103.565	171.607	1114.77
13	1/2 X	14.8	14.8	14.8	7.00	0	103.600	0	103.600	X 1.657	171.665	1	103.600	171.665	1115.15
14	1/2 X	14.8	14.81	14.805	7.00	0	103.635	0	103.635	X 1.657	171.723	1	103.635	171.723	1115.52
15	1/2 X	14.81	14.82	14.815	7.00	0	103.705	0	103.705	X 1.657	171.839	1	103.705	171.839	1116.28
16	1/2 X	7.66	9.02	8.34	18.69	0	155.875	0	155.875	X 1.657	258.284	1	155.875	258.284	1677.83
17	1/2 X	11.70	13.29	12.50	13.50	0	168.683	0	168.683	X 1.657	279.507	1	168.683	279.507	1815.70
18 TO 25	1/2 X			7.00	13.50	0	94.500	0	94.500	X 1.657	156.587	8	756.000	1252.692	1017.19
26	1/2 X			10.50	13.50	7.72	141.750	7.72	134.030	X 1.657	222.088	1	134.030	222.088	1442.69
27	1/2 X			9.00	15.00	7.72	135.000	7.72	127.280	X 1.657	210.903	1	127.280	210.903	1370.04
28 to 30	X			6.50	15.00	0	97.500	0	97.500	X 1.657	161.558	3	292.500	484.673	1049.49
31	1/2 X	9.31	9.81	9.56	15.00	0	143.400	0	143.400	X 1.657	237.614	1	143.400	237.614	1543.55
32	1/2 X	15.01	14.66	14.835	10.50	7.72	155.768	7.72	148.048	X 1.657	245.315	1	148.048	245.315	1593.58
33	1/2 X	14.66	14.43	14.545	7.00	0	101.815	0	101.815	X 1.657	168.707	1	101.815	168.707	1095.93
34	1/2 X	14.43	14.2	14.315	7.00	0	100.205	0	100.205	X 1.657	166.040	1	100.205	166.040	1078.60
35	1/2 X	14.2	13.97	14.085	7.00	0	98.595	0	98.595	X 1.657	163.372	1	98.595	163.372	1061.27
36	1/2 X	13.97	13.74	13.855	7.00	0	96.985	0	96.985	X 1.657	160.704	1	96.985	160.704	1043.94
37	1/2 X	13.74	13.5	13.62	7.00	0	95.340	0	95.340	X 1.657	157.978	1	95.340	157.978	1026.23
38	1/2 X	13.5	13.28	13.39	7.00	0	93.730	0	93.730	X 1.657	155.311	1	93.730	155.311	1008.90
39	1/2 X	13.28	13.05	13.165	7.00	0	92.155	0	92.155	X 1.657	152.701	1	92.155	152.701	991.95
40	1/2 X	13.05	12.82	12.935	7.00	0	90.545	0	90.545	X 1.657	150.033	1	90.545	150.033	974.62
41	1/2 X	7.34	8.64	7.99	17.36	0	138.706	0	138.706	X 1.657	229.837	1	138.706	229.837	1493.03



Everyone Deserves the Opportunity of Home