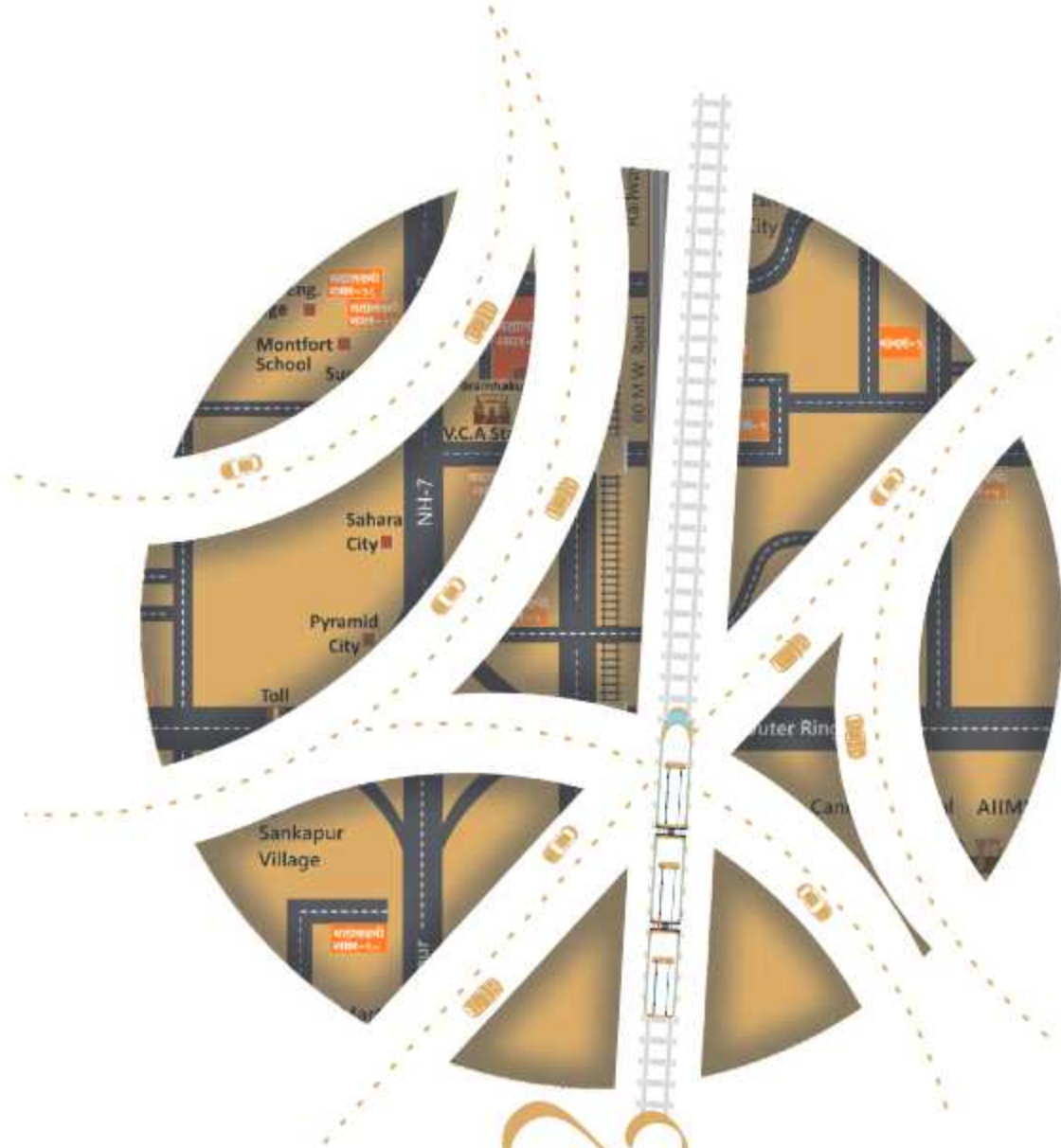




**MAHALAXMI**  
**INFRACON**  
— a tradition of trust —



महालक्ष्मी  
नवंबर २५



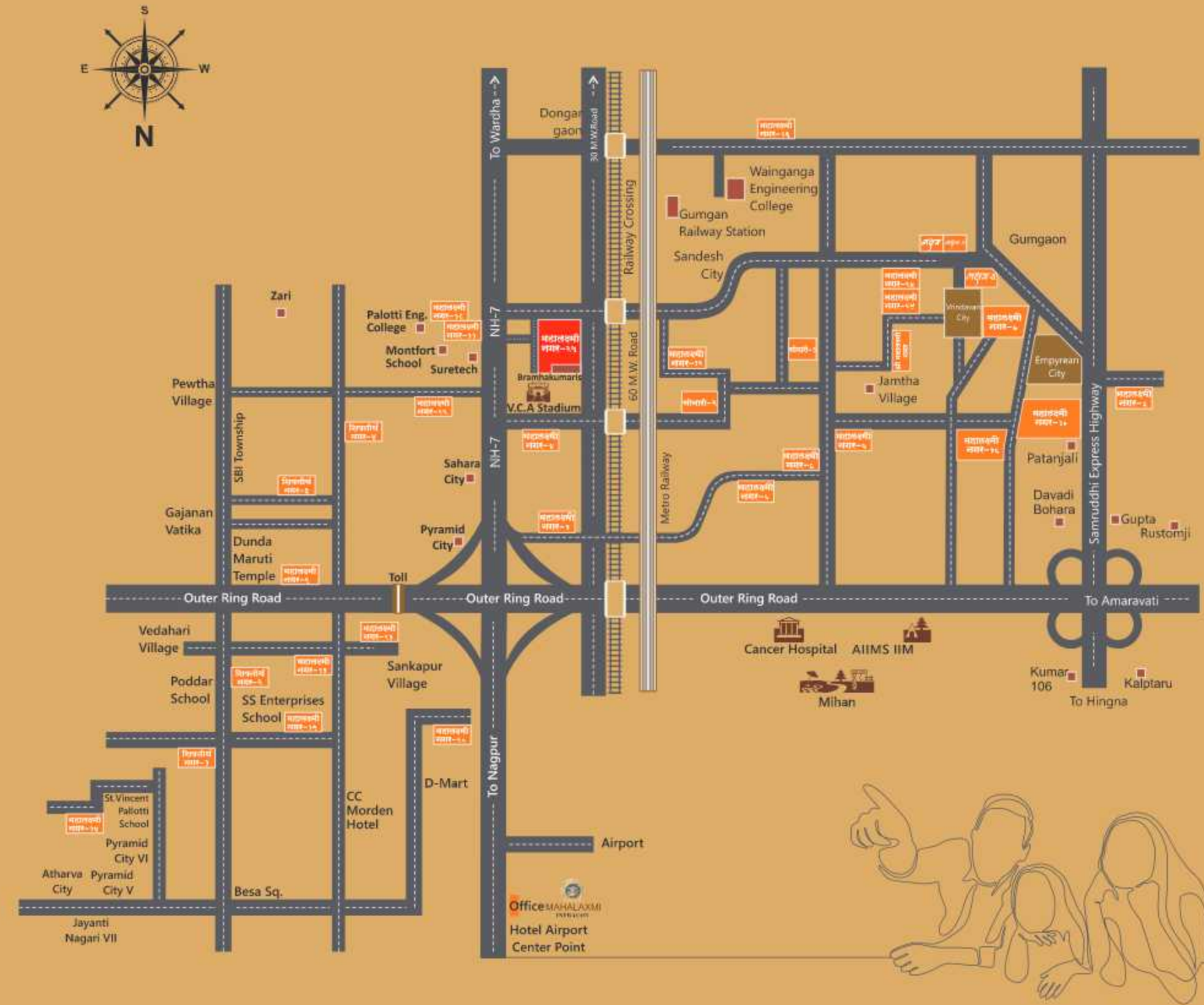
Creating real value in property and places



Amazingly Convenient  
**LOCATION**



**Location Map** (not to scale)



Site Address: Mahalaxmi Nagar 25, Kh. No. 151/1, 156/2, 156/3, Mouza-Jamtha. Tah.-Nagpur(Rural)-Dist. Nagpur.

SECTOR 1

SECTOR 3

SECTOR 2

Bringing Family Together...!




MAHAI AXMI NAGAR 25

Built with

Features

You'll fall in love with





A life of getting accustomed to a new discipline...

**of narrating your grandma's stories to your children  
in your own veranda**



A life of back-to-back meetings...

**but with open skies, with private garden,  
and with yourself**



Lavish Entrance Gate



Entrance Deck & Garden



Grandparents Park



Jogger's Park



Kids Park



Open Space Compound Wall



Internal Cement Concrete Road



Drainage



Drinking Water Line



Transformer



Quite And Calm Area



Brahma Kumaris Vishwa Shanti Sarovar



NH-07



Tennis Court



Basketball Ground



Long Sports Park



Street Light



Pollution Control Sewage Treatment Plant



Underground Electric Network



High Mast Streetlight Pole



Rain Harvesting



Meditation Center

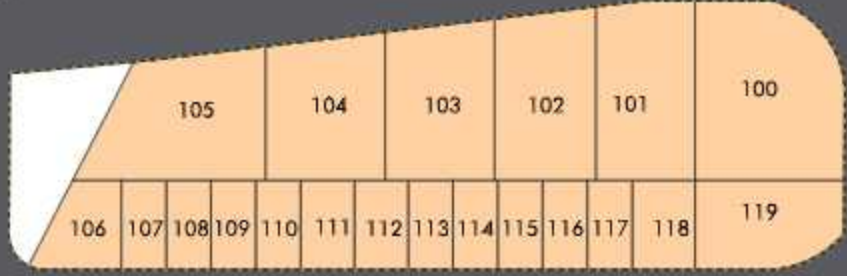
RAILWAY LINE

RAILWAY LINE

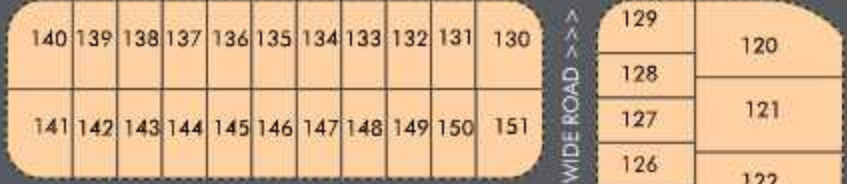
<<<30.00 M. WIDE DP ROAD WIDENING >>>

<<<30.00 M. WIDE DP ROAD WIDENING >>>

### SECTOR 1



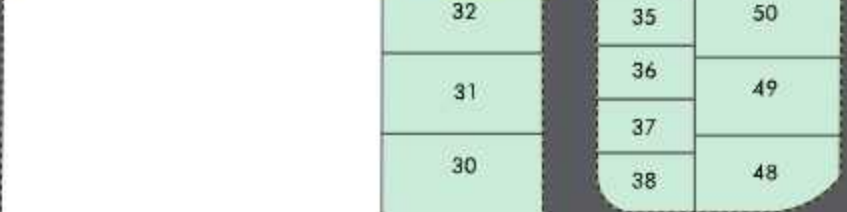
<<<9.00 M. WIDE ROAD >>>



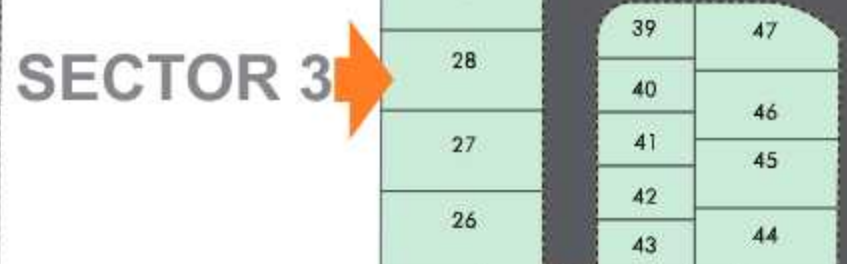
<<<9.00 M. WIDE ROAD >>>




### SECTOR 3



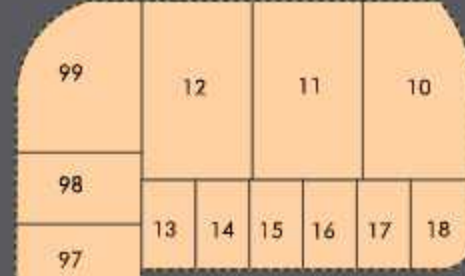
<<<9.00 M. WIDE ROAD >>>



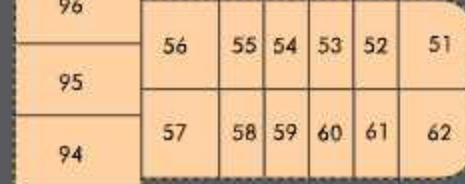
<<<9.00 M. WIDE ROAD >>>



24M WIDE DP ROAD WIDENING



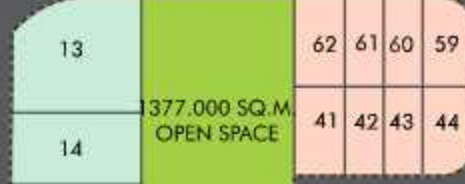
<<<9.00 M. WIDE ROAD >>>



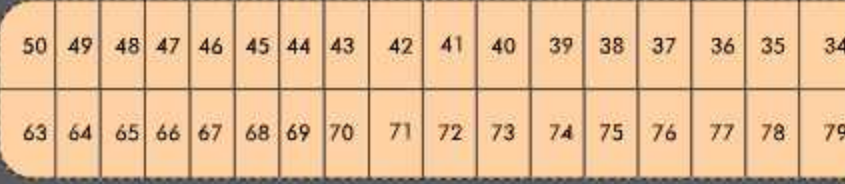
<<<9.00 M. WIDE ROAD >>>



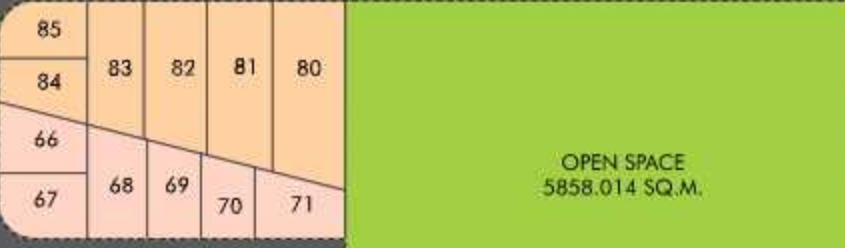
<<<9.00 M. WIDE ROAD >>>



<<<9.00 M. WIDE ROAD >>>



<<<9.00 M. WIDE ROAD >>>



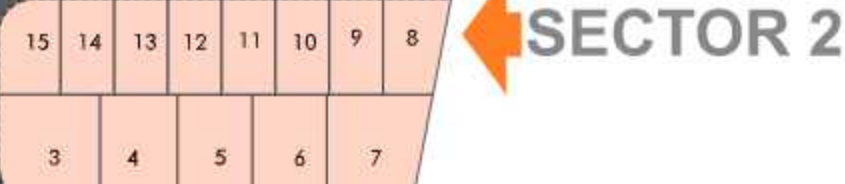
<<<9.00 M. WIDE ROAD >>>



<<<9.00 M. WIDE ROAD >>>



<<<9.00 M. WIDE ROAD >>>



<<<24.00 M. WIDE DP ROAD WIDENING >>>

24M WIDE DP ROAD EXISTING BT ROAD

12M WIDE ROAD

12M WIDE COMMON ROAD

<<<24.00 M. WIDE DP ROAD >>>

<<<24.00 M. WIDE DP ROAD >>>

20-HN

Brahma Kumaris Vishwa Shanti Sarovar 10355.58 SQ.M.

### SECTOR 2



Layout Plan

# AREA STATEMENT

## SECTOR 1

PLOT. NO	REMAINING PLOT AREA IN SQ.M.	AREA IN SQ.FT.
1	458.960	4940.25
2	482.512	5193.76
3	482.360	5192.12
4	482.216	5190.57
5	482.064	5188.94
6	481.912	5187.30
7	481.768	5185.75
8	481.616	5184.11
9	462.660	4980.07
10	552.336	5945.34
11	556.175	5986.67
12	555.981	5984.57
13 TO 17	135.000	1453.14
18	156.980	1689.73
19	223.175	2402.26
20 TO 23	142.500	1533.87
24 TO 32	135.000	1453.14
33	135.833	1462.10
34	143.723	1547.03
35 TO 42	135.000	1453.14
43 TO 49	112.500	1210.95
50	136.640	1470.79
51	187.280	2015.88
52 TO 55	112.500	1210.95
56 & 57	194.700	2095.75
58 TO 61	112.500	1210.95
62	187.280	2015.88
63	136.640	1470.79
64 TO 70	112.500	1210.95
71 TO 78	135.000	1453.14
79	146.153	1573.19
80	368.210	3963.41
81	300.355	3233.02
82	257.933	2776.39
83	209.152	2251.31
84	137.888	1484.22
85	137.795	1483.23
86	154.710	1665.30
87	158.706	1708.31
88	170.568	1835.99
89	182.430	1963.68
90	194.261	2091.03
91	211.741	2279.18
92	306.615	3300.40
93	256.488	2760.84
94	255.774	2753.15
95	255.060	2745.47
96	254.346	2737.78
97	253.632	2730.09
98	252.912	2722.34
99	496.335	5342.55
100	712.618	7670.62
101	492.949	5306.10
102	476.816	5132.45

PLOT. NO	REMAINING PLOT AREA IN SQ.M.	AREA IN SQ.FT.
103	474.336	5105.75
104	472.220	5082.98
105	567.048	6103.70
106	177.318	1908.65
107 TO 110	112.500	1210.95
111 & 112	135.000	1453.14
113 TO 117	112.500	1210.95
118	158.250	1703.40
119	359.653	3871.30
120	307.857	3313.77
121	309.575	3332.27
122	308.800	3323.92
123	343.599	3698.50
124	171.952	1850.89
125 TO 128	123.128	1325.34
129	139.688	1503.60
130	161.600	1739.46
131 TO 139	112.500	1210.95
140	157.145	1691.51
141	159.508	1716.94
142 TO 150	112.500	1210.95
151	161.600	1739.46
152	132.511	1426.34
153	108.149	1164.11
154	124.344	1338.44
155	116.164	1250.39
156	127.444	1371.80
157	167.585	1803.88
158	194.375	2092.25
159	224.230	2413.61
160	178.018	1916.18
161	171.359	1844.51
162	298.483	3212.87
163	309.525	3331.73
164	268.255	2887.50
165	276.036	2971.25
166	206.015	2217.55
167	172.867	1860.74
168	150.434	1619.27
169	158.655	1707.76
170	221.849	2387.99
171	156.443	1683.95
172 TO 176	150.000	1614.60
177 TO 179	180.000	1937.52
180	180.958	1947.83
181	178.603	1922.48
182 TO 184	180.000	1937.52
185 TO 189	150.000	1614.60
190	158.798	1709.30
191	162.563	1749.82
192 TO 196	150.000	1614.60
197 TO 199	180.000	1937.52
200	174.816	1881.72
201	342.852	3690.46
202	271.278	2920.03
203	269.939	2905.62
204	268.600	2891.21
205	267.261	2876.79
206	265.922	2862.38
207	264.583	2847.97
208	282.529	3041.14

## SECTOR 2

PLOT. NO	REMAINING PLOT AREA IN SQ.M.	AREA IN SQ.FT.
1	277.306	2984.92
2	276.486	2976.09
3	375.854	4045.69
4	314.090	3380.86
5	315.725	3398.46
6	329.229	3543.82
7	415.938	4477.15
8	157.792	1698.47
9 TO 14	144.000	1550.02
15	160.280	1725.25
16	191.960	2066.26
17 & 18	144.000	1550.02
19	127.200	1369.18
20 & 21	97.500	1049.49
22	127.280	1370.04
23	152.015	1636.29
24 TO 28	112.500	1210.95
29 & 30	150.000	1614.60
31 TO 35	112.500	1210.95
36	152.015	1636.29
37	127.280	1370.04
38 & 39	97.500	1049.49
40	127.200	1369.18
41	127.200	1369.18
42 & 43	97.500	1049.49
44	127.280	1370.04
45	152.015	1636.29
46 TO 50	112.500	1210.95
51 & 52	150.000	1614.60
53 TO 57	112.500	1210.95
58	152.015	1636.29
59	127.280	1370.04
60 & 61	97.500	1049.49
62	127.200	1369.18
63	282.035	3035.83
64	197.181	2122.46
65	188.683	2030.98
66	150.300	1617.83
67	157.250	1692.64
68	178.330	1919.54
69	138.695	1492.91
70	118.044	1270.63
71	152.058	1636.75

## SECTOR 3

PLOT. NO	REMAINING PLOT AREA IN SQ.M.	AREA IN SQ.FT.
1	258.526	2782.77
2	250.984	2701.60
3	126.996	1366.98
4	86.892	935.31
5	126.996	1366.98
6	135.000	1453.14
7	112.500	1210.95
8	135.000	1453.14
9	173.552	1868.11
10	144.917	1559.89
11	160.076	1723.06
12	440.869	4745.52
13	405.501	4364.81
14	261.288	2812.50
15	261.918	2819.29
16	262.692	2827.62
17	263.616	2837.56
18	264.600	2848.15
19	265.546	2858.34
20	291.909	3142.10
21	485.040	5220.97
22	477.075	5135.24
23	474.037	5102.53
24	471.548	5075.74
25	491.421	5289.65
26	367.227	3952.83
27	366.687	3947.02
28	366.147	3941.21
29	365.600	3935.32
30	365.054	3929.44
31	364.514	3923.62
32	388.379	4180.51
33	159.701	1719.02
34 TO 37	147.303	1585.57
38	155.950	1678.65
39	147.767	1590.56
40 TO 42	147.303	1585.57
43	142.507	1533.95
44	258.023	2777.36
45	277.991	2992.29
46	278.785	3000.84
47	264.484	2846.91
48	302.126	3252.08
49	317.746	3420.22
50	318.433	3427.61
51	350.225	3769.82



Everyone Deserves the  
*Opportunity* of Home.





# MAHALAXMI INFRACON

— a tradition of trust —

Office : – N-103,104, Laxmivihar Apartment,  
Beside Hotel Airport Center Point, Wardha Road,  
Somalwada, Nagpur-440025.

Email : mahalaxmidevelopers14@gmail.com

Website : [www.mahalaxmidevelopers.com](http://www.mahalaxmidevelopers.com)



MAHARERA  
Registration No.  
P50500046589  
P50500046511



[www.maharera.mahaonline.gov.in](http://www.maharera.mahaonline.gov.in)