

The advantages of investing in land...

- *Higher profits - Annual Return on Investment (ROI Analysis)
- *Superior financing terms
- *Great flexibility for maximizing value
- *Simple investment management

Why you should invest in land?

A survey recently reported that land prices have 762% over the last 20 years.
 The advantages of real estate investments are:-
 Land is real.
 Unlike shares land is tangible - it can be visited ,seen and walked on.
 There is a limited supply of land.
 it is easy to understand and seen as a solid investment .
 Land is not open to accounting scandals and it is clear when property prices are going up (or down) and the reason for this movement.
 it is a cheap way to invest in property
 "The greatest Investment on earth is earth"

नक्षत्र-III



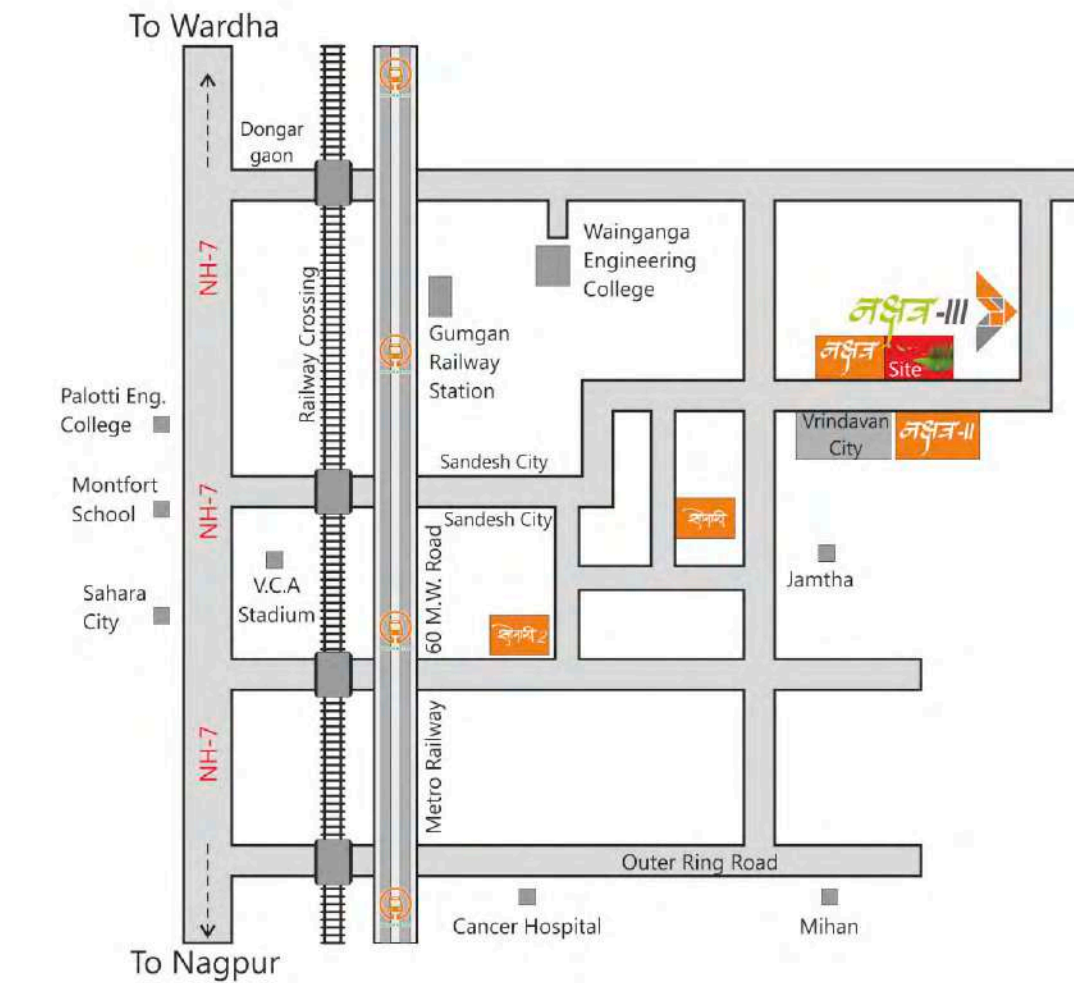
Salient features

- S.D.B.C. Roads
- Sewage Line
- Strom Water Drainage
- Common Fencing
- Common Gate
- Electric Network With Transformer
- Open Space Public Utility
- Water Pipe Line



Land of plenty , Land of Opportunity...

Location Map



Site Address: KH. NO. - 56, Mouza-Wagdara Tal. Hingna. Dist-Nagpur

Bank Finance Available


Mahalaxmi DEVELOPERS

Office : - N-103, Laxmivihar Apartment, Beside Hotel Airport Center Point, Wardha Road, Somalwada, Nagpur-440025.

Contact : 0712-2295794 : 9850540601 : 9503829655
 Email : mahalaxmidewelopers14@gmail.com
 Website : www.mahalaxmidewelopers.net

Contact For Enquiry

This brochure is purely a conceptual presentation and not a legal offering. The promoters reserve the right to alter or make any changes in the elevation, plans and specifications as deemed fit.



Design @ Helix design studio- 9730921314

नक्षत्र-III




LAND OF PLENTY
 LAND OF OPPORTUNITY...


Mahalaxmi DEVELOPERS

LAYOUT PLAN

नक्षत्र-III



नक्षत्र-I SOLD OUT



AREA CALCULATION

Plot No	PLOT SIZE								Plot Area	Tangent	Total Plot	Total (sq.ft.)
A									C	D	E	
1	1/2	X	12.17	+	11.6	11.885	X	14.05	=	166.984	0	166.984 1797.41
2 to 3		X		+		7.50	X	14.05	=	105.375	0	105.375 1134.25
4		X		+		11.00	X	14.05	=	154.550	7.72	146.830 1580.47
5		X		+		11.00	X	14.00	=	145.000	7.72	146.280 1574.55
6 to 7		X		+		7.50	X	14.00	=	105.000	0	105.000 1130.22
8	1/2	X	11.04	+	11.6	11.32	X	14.00	=	158.480	0	158.480 1705.87
9	1/2	X	10.67	+	10.11	10.39	X	14.00	=	145.460	0	145.460 1565.73
10 to 11		X		+		7.50	X	14.00	=	105.000	0	105.000 1130.22
12		X		+		11.00	X	14.00	=	154.000	7.72	146.280 1574.55
13		X		+		11.00	X	14.00	=	154.550	7.72	146.830 1580.47
14 to 15		X		+		7.50	X	14.05	=	105.375	0	105.375 1134.25
16	1/2	X	9.54	+	10.11	9.825	X	14.05	=	138.041	0	138.041 1485.87
17	1/2	X	10.76	+	10.09	10.425	X	14.05	=	172.013	0	172.013 1851.54
18		X		+		9.42	X	16.50	=	155.430	0	155.430 1673.04
19		X		+		15.00	X	16.50	=	247.500	7.72	239.780 2580.99
20		X		+		15.00	X	16.50	=	247.500	17.35	230.150 2477.33
21		X		+		9.42	X	16.50	=	155.430	0	155.430 1673.04
22	1/2	X	10.90	+	9.42	9.755	X	16.50	=	160.958	0	160.958 1732.55
23	1/2	X	9.37	+	9.7	9.535	X	16.50	=	157.328	0	157.328 1693.47
24		X		+		9.37	X	16.50	=	154.605	0	154.605 1664.16
25		X		+		15.00	X	16.50	=	247.500	17.35	230.150 2477.33
26		X		+		15.00	X	16.50	=	247.500	7.72	239.780 2580.99
27		X		+		9.37	X	16.50	=	154.605	0	154.605 1664.16
28	1/2	X	9.7	+	10.03	9.865	X	16.50	=	162.773	0	162.773 1752.08
29	1/2	X	9.79	+	9.86	9.825	X	16.50	=	162.113	0	162.113 1744.98
30		X		+		9.79	X	16.50	=	161.535	0	161.535 1738.76
31		X		+		15.00	X	16.50	=	247.500	7.72	239.780 2580.99
32		X		+		15.00	X	16.50	=	247.500	7.72	239.780 2580.99
33		X		+		10.05	X	16.50	=	165.825	0	165.825 1784.94
34	1/2	X	10.2	+	9.86	10.03	X	16.50	=	165.495	0	165.495 1781.38
35	1/2	X	10.3	+	18.88	19.59	X	11.14	=	218.233	0	218.233 2349.06
36	1/2	X	18.88	+	17.47	18.175	X	11.14	=	202.470	0	202.470 2179.38
37		X		+		12.44	X	15.00	=	186.600	17.35	169.250 1821.80
38		X		+		12.44	X	15.00	=	186.600	0	186.600 2008.56
39 to 48		X		+		10.00	X	15.00	=	150.000	0	150.000 1614.60
49		X		+		12.44	X	15.00	=	186.600	0	186.600 2008.56
50		X		+		12.44	X	15.00	=	186.600	17.35	169.250 1821.80
51		X		+		10.00	X	15.00	=	150.000	17.35	132.650 1460.13
52 to 56		X		+		7.00	X	15.00	=	105.000	0	105.000 1130.22
57		X		+		9.52	X	15.00	=	142.800	0	142.800 1537.09

12 Mtr. Wide Road

12 Mtr. Wide Road

24 Mtr. Wide Road